

STORMVAULT BIOFILTRATION (SVBF)

CONFIGURATION: TREE BOX (-TB)

MODEL: SVBF-TB 5X5

HYDRAULICS

STORM WATER QUALITY DESIGN FLOW (SQDF)	≤ 0.11-CFS
STORM DRAIN DESIGN CONVEYANCE FLOW	XX.X-CFS
RETURN FREQUENCY / PERIOD OF PEAK DESIGN CONVEYANCE FLOW	XX-YRS

TREATMENT

BIO SOILS FILTRATION MEDIA	JENSEN'S SIERRA BLEND *
MODEL SVBF-TB 5X5	0.11-CFS
MAXIMUM TREATMENT FLOW RATE (MTFR)	50-GPM
BIO SOIL MEDIA UNITIZED TREATMENT FLUX RATE	193-(IN/HR)/FT ²
HYDRAULIC SURFACE LOADING RATE (HSLR)	2-GPM/FT ²

*THIS STORMVAULT BIOFILTRATION UNIT PROVIDES A MAXIMUM TREATMENT FLOW RATE (MTFR) EQUAL TO OR GREATER THAN THE PEAK FLOW FROM THE WATER QUALITY DESIGN STORM (WQDS) LISTED IN THE HYDRAULICS TABLE ABOVE.

- THIS PROPRIETARY MANUFACTURED TREATMENT DEVICE (MTD), IS A CERTIFIED GREEN INFRASTRUCTURE (GI), BEST MANAGEMENT PRACTICE (BMP), BY THE NEW JERSEY DEPARTMENT OF ENVIRONMENTAL PROTECTION (NJDEP).
- THIS GI CERTIFIED MTD ACHIEVES 80% TSS REMOVAL EFFICIENCY ON A PARTICLE SIZE DISTRIBUTION (PSD), HAVING A $d_{50} \leq 48$ -MICRONS (μm). THIS PERFORMANCE HAS BEEN VERIFIED BY THE NEW JERSEY CORPORATION FOR ADVANCED TECHNOLOGY (NJCAT).
- SIZING OF THIS SVBF IS BASED ON THE VERIFIED HYDRAULIC SURFACE LOADING RATE (HSLR), OF 2-GPM/FT² OF THE ENGINEERED "SIERRA BLEND" BIO SOIL MEDIA (BSM).
- CAPTURED WATER QUALITY CONSTITUENTS:
 - TOTAL SUSPENDED SOLIDS (TSS)
 - PHOSPHORUS
 - TOTAL AND DISSOLVED COPPER
 - TOTAL AND DISSOLVED ZINC
 - OIL & GREASE
 - FECAL COLIFORM

DESIGN PARAMETERS

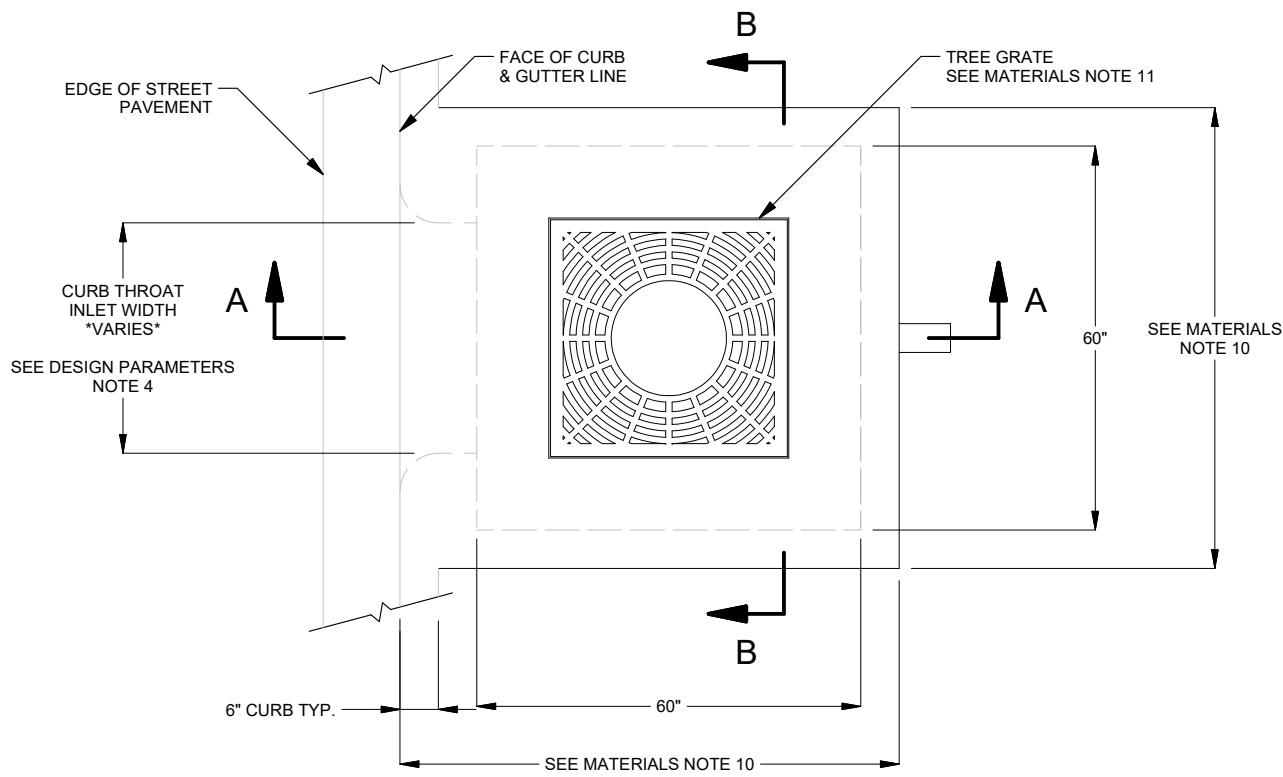
- VEGETATION, FOUNDATION, SUBGRADE, AND BACKFILL TO BE DESIGNED BY OTHERS.
- SVBF CAN READILY BE RECONFIGURED AS AN OPEN TOP SWALE SYSTEM TO RECEIVE SURFACE FLOW FROM ALL SIDES.
- SVBF MAY BE DEPLOYED WITH UNFINISHED TOP OF WALLS TO BE POURED IN FIELD ALLOWING FOR CONSTRUCTION OF CONTINUOUS STREETScape AND LANDSCAPE FEATURES.
- INLETS THROUGH CURB CAN BE LOCATED ON ANY SIDE OF THE BOX AND THEIR DIMENSIONS VARY PER DESIGN.
- GROUNDWATER ELEVATION IS ASSUMED TO BE BELOW THE BOTTOM OF PRECAST STRUCTURE. CONTACT JENSEN WATER RESOURCES FOR HIGH GROUNDWATER CONDITIONS.
- STANDARD CONFIGURATION IS SHOWN. ALTERNATE CONFIGURATIONS ARE READILY AVAILABLE. CONTACT JENSEN WATER RESOURCES FOR CUSTOM DESIGNS.
- FOR COMPLETE DESIGN AND PRODUCT INFORMATION, CONTACT JENSEN WATER RESOURCES.

CONSTRUCTION & INSTALLATION NOTES

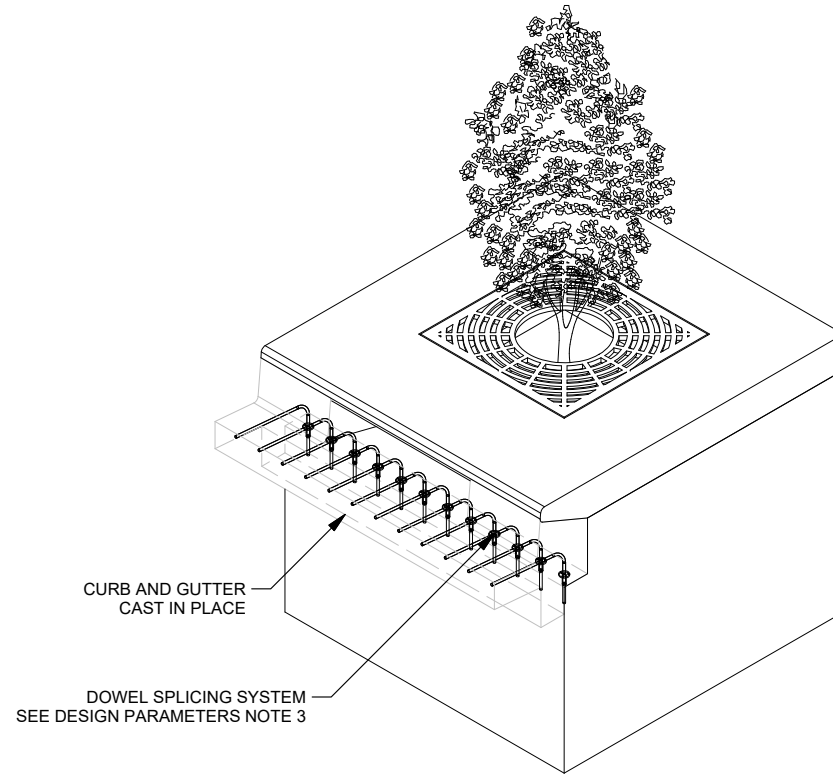
- CONTRACTOR TO VERIFY ALL DIMENSIONS AND ELEVATIONS IN FIELD PRIOR TO INSTALLATION.
- THE CONNECTION BETWEEN THE INTERNAL DRAIN PIPING OF THE SVBF SHALL BE WATERTIGHT.
- CONTRACTOR MAY GROUT ALL PIPE PENETRATIONS IN PRECAST CONCRETE OPENINGS IN FIELD AS NECESSARY.
- CONTRACTOR TO PROVIDE FIELD POUR OF CURB TO THE ELEVATIONS SHOWN ON THE SITE DRAWINGS AS NECESSARY.

MATERIALS

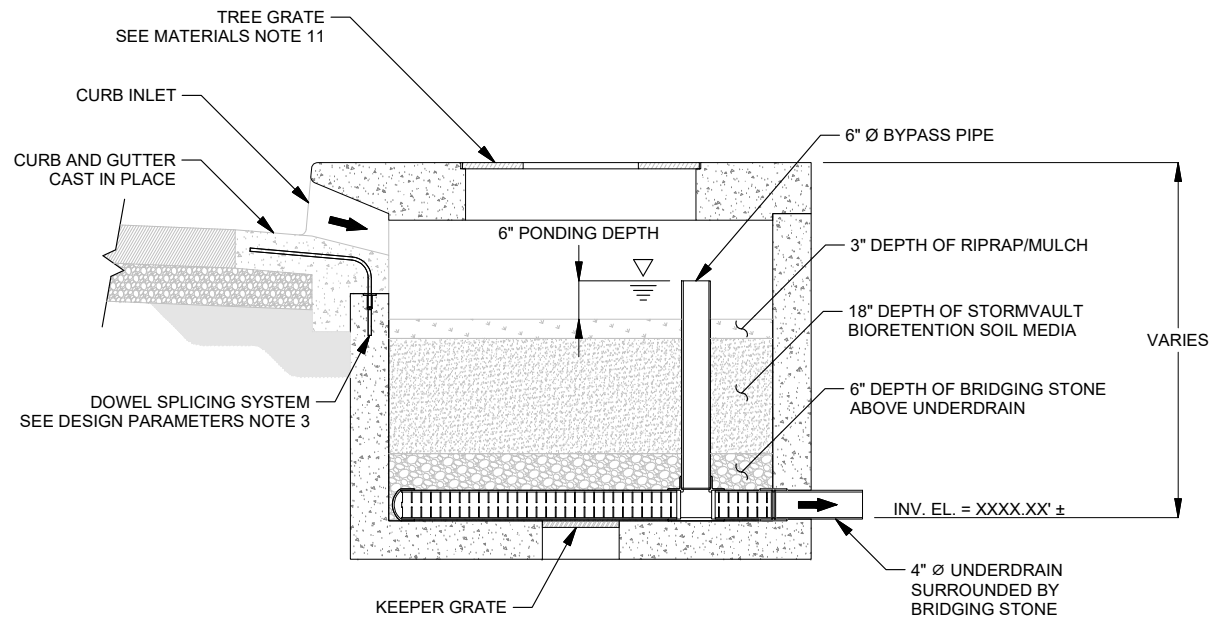
- ALL DIMENSIONS ARE IN DECIMAL INCHES.
- CONCRETE SHALL HAVE A MINIMUM COMPRESSIVE STRENGTH $F'_c = 4,000$ -psi AT 28-DAYS.
- THE PORTLAND CEMENT USED IN THE PRECAST SECTION SHALL MEET THE REQUIREMENTS OF TYPE II/V HIGH SULFATE RESISTANT CEMENT IN ACCORDANCE WITH ASTM CLASS M C-150.
- VAULT SECTIONS DESIGNED AND MANUFACTURED IN ACCORDANCE WITH ASTM C857 & C858
- ALL PRECAST CONCRETE COMPONENTS TO BE MANUFACTURED IN A NPCA CERTIFIED PLANT.
- IF REQUIRED, JENSEN WILL FURNISH VAULT WITH FLUID-APPLIED WATERPROOFING COATING AROUND ENTIRE INSIDE SURFACE OF SVBF.
- BRIDGING STONE SHALL BE 3/8" WASHED PEA GRAVEL OR 1/2" CLEAN ROUND ROCK.
- ALL PVC PIPE SHALL CONFORM TO ASTM D 3034 (SDR-35) PIPE.
- JENSEN WATER RESOURCES TO PROVIDE ALL MATERIALS AS SHOWN, UNLESS OTHERWISE NOTED.
- ALL CONCRETE COMPONENT THICKNESSES, DIMENSIONS, AND JOINT ORIENTATIONS MAY VARY ACROSS JENSEN PRECAST'S MANUFACTURING FACILITIES.
- TREE GRATES TYPICALLY AVAILABLE IN 36" X 36" & 48" X 48" ; OTHER GRATE SIZES AVAILABLE UPON REQUEST.



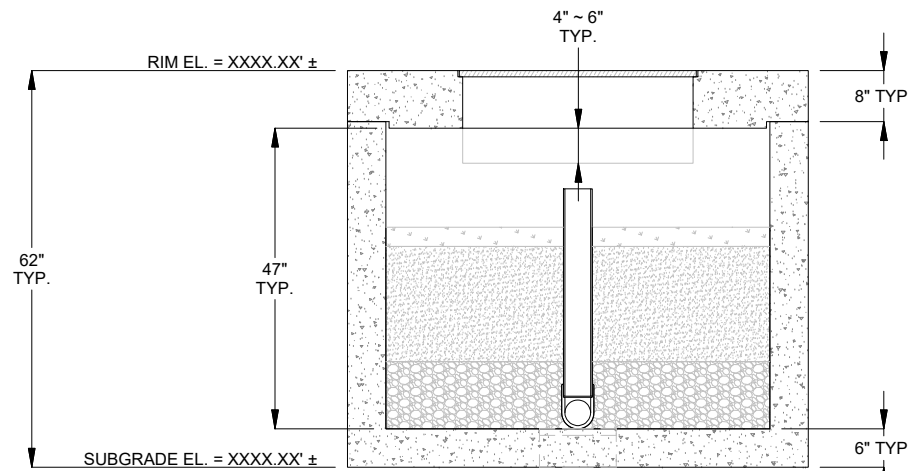
PLAN VIEW



ISOMETRIC VIEW



SECTION A-A



SECTION B-B

DISCLAIMERS, INCLUDING BUT NOT LIMITED TO:

- All elevations have been provided by others, and have not been verified by Jensen Precast. Contractor to verify all dimensions and elevations in field prior to installation.
- These layout drawings are intended to show overall system design only. All concrete component thicknesses, dimensions, and joint orientations may vary across Jensen Precast's manufacturing facilities. Contractor to confirm all thicknesses, dimensions, and joint orientations prior to installation.
- System design criteria has been provided to Jensen Precast. Others are responsible for verification that system meets intended application.
- Foundation, subgrade, and backfill to be designed by others.

©2018 Jensen Precast - All rights reserved. All materials appearing as Jensen Precast documents and the like are proprietary work product and are protected under U.S. copyright and other laws. Unless in conjunction with business conducted with Jensen Precast, any use of Jensen Precast work product without express, written consent is prohibited, and recipient is prohibited from distributing any and all work product to non-approved third parties under penalty of civil action.



521 DUNN CIRCLE, SPARKS, NV 89431
www.jensenwaterresources.com
(855) 468-5600

MODEL:

STORMVAULT BIOFILTRATION
TREE BOX
MODEL: SVBF-TB 5X5

PROJECT:

PROJECT NAME
CITY, STATE

PART NUMBER:

SVBF-TB 5X5

CREATED:

6/4/2021

DRAWN BY:

T. Schmalting

MODIFIED:

6/4/2021

REV:

SHEET:

1 OF 1