

Post Prestressed Concrete 4x4

DESCRIPTION

2303-55026 Post Prestressed
Concrete 3x3

DIMENSIONS & WEIGHTS

Approx. Weight: 3718.7 lbs

Dimensions: 'L' x 3 1/2" x 3 5/8"

'L' Lengths	Part Numbers
6 FT	20005509
7 FT	20005510
8 FT	20005511
9 FT	20005512
10 FT	20005513
11 FT	20005514
12 FT	20005515
13 FT	20005516
14 FT	20005517
15 FT	20005518
16 FT	20005519
17 FT	20005520
18 FT	20005521
19 FT	20005522
20 FT	20005523
21 FT	20005524
22 FT	20005525
23 FT	20005526
24 FT	20005527

SPECIFICATIONS

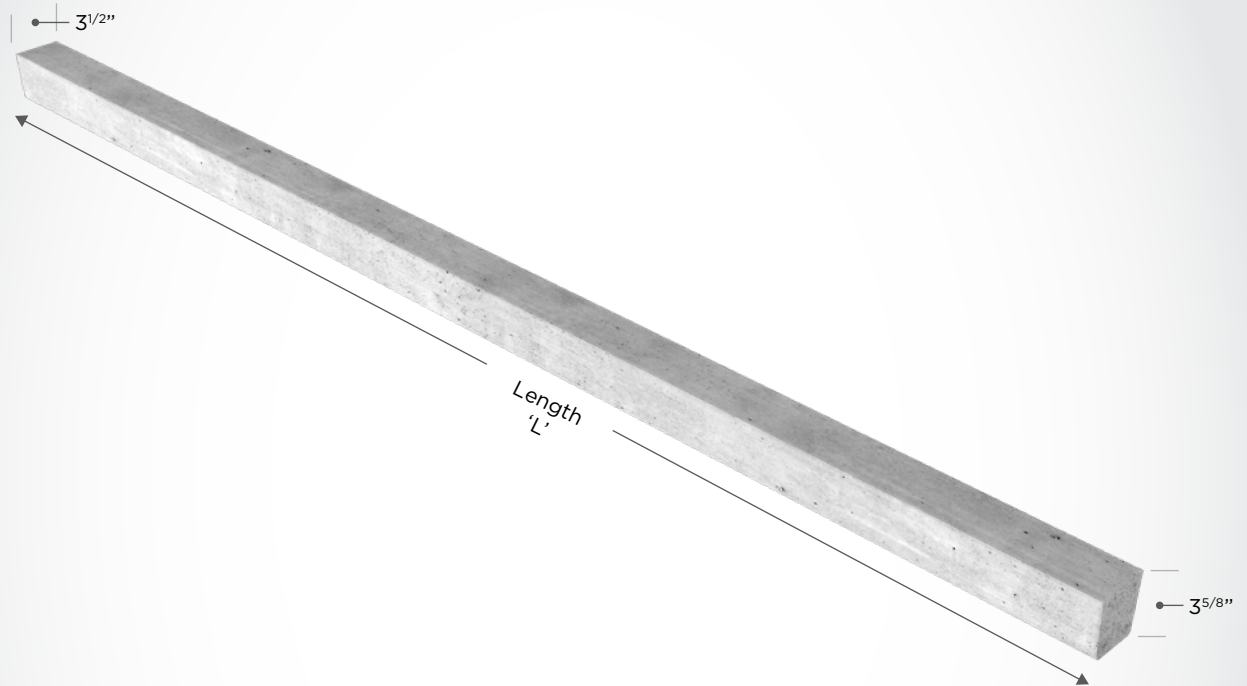
Water Level: Below Structure

Design Spec: Agency Specified


Loading Spec: Agency Specified

OPTIONS & ACCESSORIES


TBD




Three Quarter Reference



End View



Top View



Side View



Interior View